

4 pcs. per box

The WINBAGs are delivered in solid boxes with 4 WINBAGs in each box plus a stainless steel belt hook to carry them. The box is good for storing the WINBAGs and the hook makes it easy to use them in the daily work.

4 X  1 X 



WINBAG®
– pump it up..!

Dealer:

Alternative applications

A WINBAG is a very useful tool which can make the work of the craftsman easier. Apart from effective door - window fitting a WINBAG can also be helpful for:

- Lifting a washing machine or shelving units
- Mounting of inventory in kitchens, showers etc.
- When doors needs to be lifted and adjusted
- Holding in place while the glue is set hard
- As door stopper



Near by...!

When you buy a set of WINBAGs a smart stainless steel hook always follows.

The hook is for mounting in your belt and it will keep your WINBAGs near by...!



WINBAG®
– pump it up..!



General notice

WINBAG is a fully tested quality product made from durable materials. However the WINBAG may be punctured by sharp objects such as screws and drills. Therefore should windows be secured at all times during fastening. It is important to keep in mind that the tool should only be considered an auxiliary tool during the fastening. The pressure in the pillow element will slowly decrease. The manufacturer cannot be held responsible for any damages caused by use of WINBAGs.

Technical Data

Load capacity:	100 kg/pcs.
Joint width:	2 - 50 mm
Material:	Fiber reinforced material
Content:	4 Winbag with belthook
Patent / D.B.G.M	

Easy window fitting

WINBAG®
– pump it up..!



1, 2, 3 easy and simple

With the WINBAG it doesn't get any easier. Window fitting is done quick, effective and precise - and only by the means of 1 person and a little bit of air...

The WINBAG is invented for professional fitting of both windows and doors. The WINBAG acts like an extra person on the building site because the fitting is now done by one person - also by large window sections. It applies on both new build and renovation tasks.




1 FIXATION

The window is fixated with 1 WINBAG at the top resting on two blocks in the bottom. The window should now be just as tight as it can still be adjusted.



2 ADJUSTMENT - in and out

Now the window is adjusted in and out first in the bottom and thereafter in the top in proportion to the facade. This is done by pulling or pushing the window simultaneously with letting a bit of air out of the WINBAG at the top.



3 ADJUSTMENT - sideways

The WINBAGs are placed by the sides of the window near the top and bottom. With a leveler the adjustment takes place sideways by adjusting the amount of air in the WINBAGs. The window can now be fixed in the normal manner while the air filled WINBAGs keeps the window in position. At last the WINBAGs can be removed by letting out the air.

WINBAG®

- pump it up..!

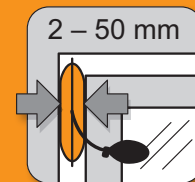
...a win, win situation

A wide range of advantages....



Save time

When you use the WINBAG the fitting is done quickly. One man can easily do the job alone - also large window sections.



From 2 to 50 mm

The WINBAG can be used for joints from 2 to 50 mm. The effective pump lets the air do the job.



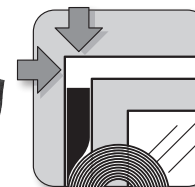
Carries up to 100 kg

The WINBAG is a strong and well tested product with carrying capacity up to 100 kg.



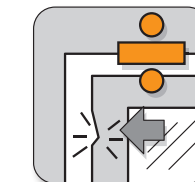
WINBAG®

- pump it up..!



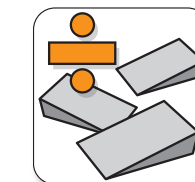
Empty joints

When the window is fixed with help from the WINBAG the joints are completely empty and ready for sealing with band or sealants.



Avoid scratches

The WINBAG is a soft air cushion which doesn't leave marks and protects the frame.



No use of wedges

The WINBAG replace the wedge in either plastic or wood and a WINBAG is durable so it can be used again and again.